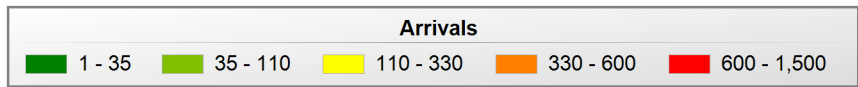
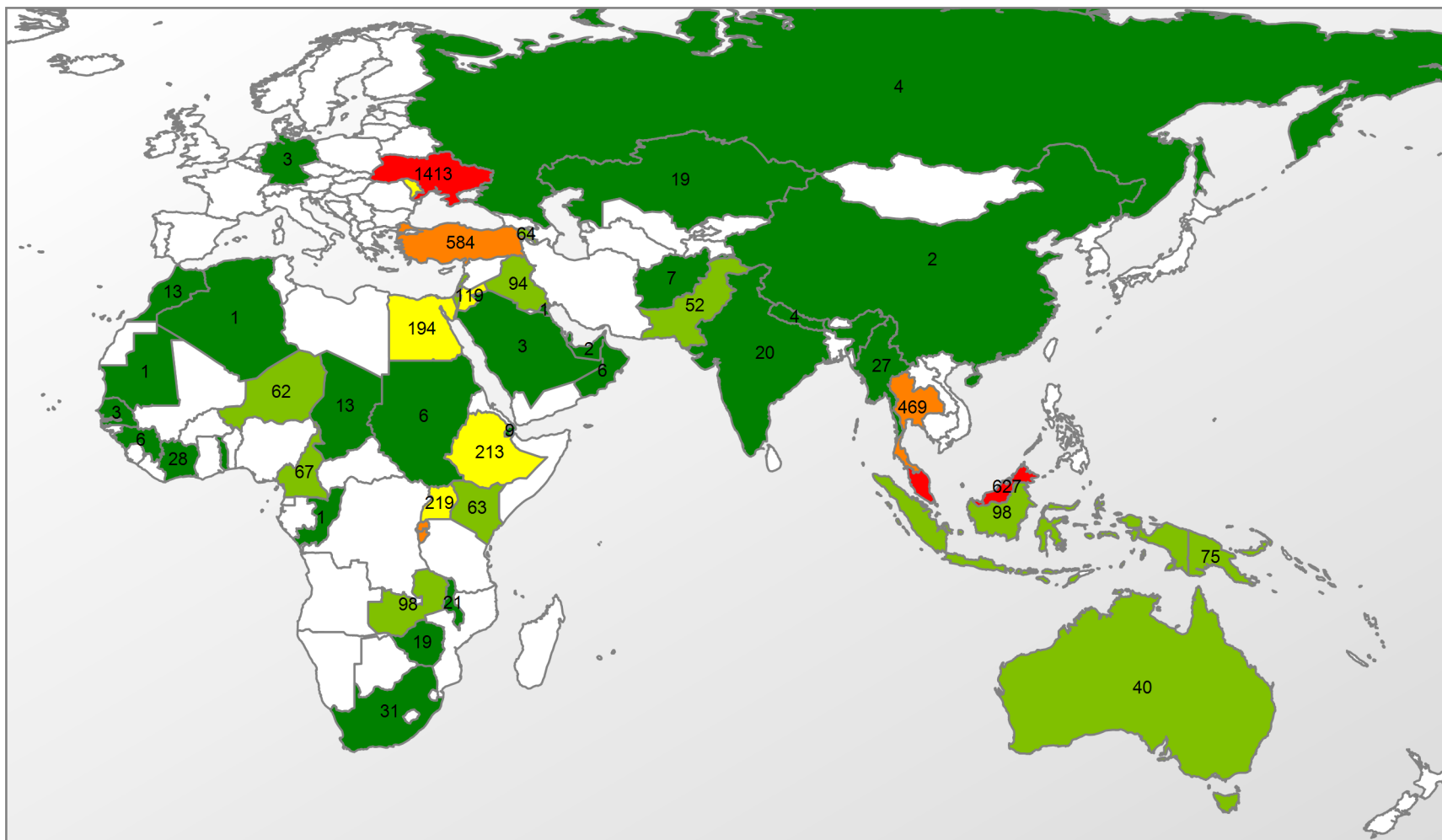
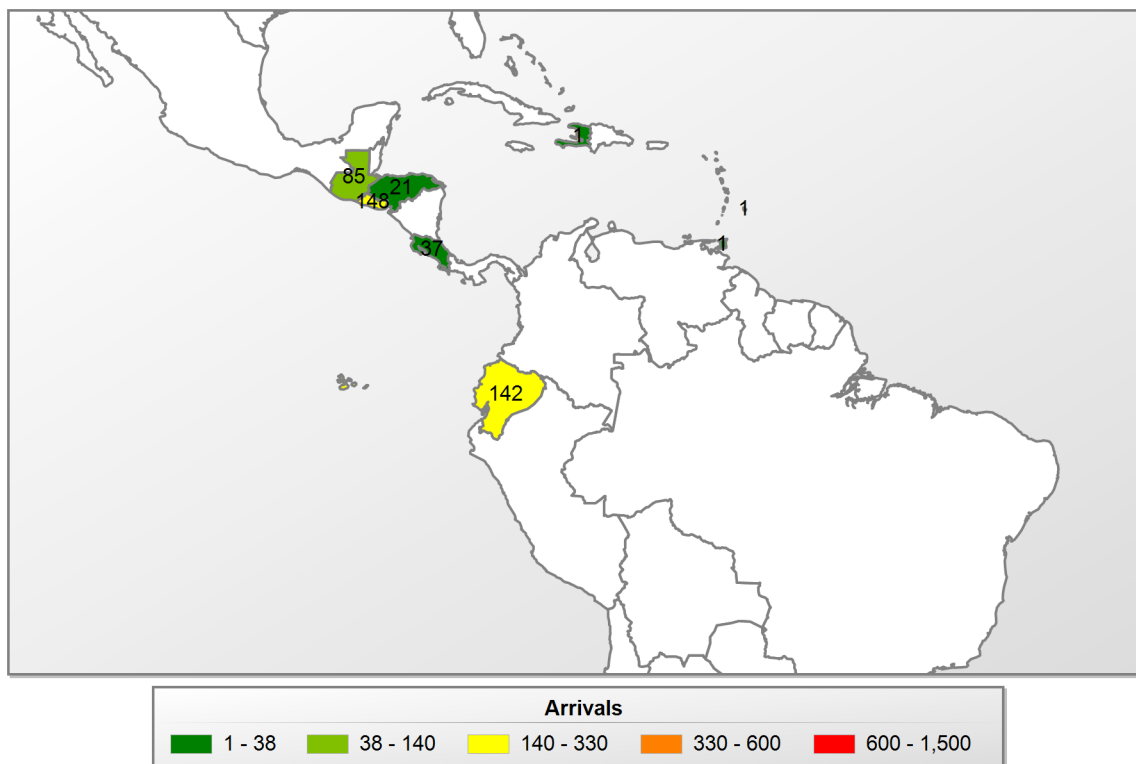


Department of State
 Bureau of Population, Refugees, and Migration
 Office of Admissions - Refugee Processing Center
 Refugee Arrivals by Processing Country
 All Nationalities
 For the Reporting Period of October 1, 2019 through June 30, 2020

Cases: 3,462 **Individuals:** 7,754



Department of State
Bureau of Population, Refugees, and Migration
Office of Admissions - Refugee Processing Center
Refugee Arrivals by Processing Country
All Nationalities
For the Reporting Period of October 1, 2019 through June 30, 2020



Department of State
 Bureau of Population, Refugees, and Migration
 Office of Admissions - Refugee Processing Center
 Refugee Arrivals by Processing Country
 All Nationalities

For the Reporting Period of October 1, 2019 through June 30, 2020

Cases:

3,462

Individuals:

7,754

Country Location	Case	Inds
Afghanistan	2	7
Algeria	1	1
Armenia	31	64
Australia	29	40
Barbados	1	1
Belarus	61	159
Burma	11	27
Burundi	138	380
Cameroon	25	67
Chad	3	13
China	2	2
Congo	1	1
Costa Rica	19	37
Curacao	8	15
Dem. Rep. Congo	2	2

Country Location	Case	Inds
Guinea	2	6
Haiti	1	1
Honduras	12	21
Hong Kong	3	7
India	10	20
Indonesia	45	98
Iraq	41	94
Israel	43	104
Ivory Coast	12	28
Jordan	38	119
Kazakhstan	7	19
Kenya	43	63
Kuwait	1	1
Lebanon	29	63
Malawi	11	21

Country Location	Case	Inds
Oman	5	6
Pakistan	14	52
Papua New Guinea	75	75
Qatar	1	2
Russia	1	4
Rwanda	277	543
Saudi Arabia	3	3
Senegal	2	3
South Africa	10	31
Sri Lanka (Ceylon)	80	150
Sudan	5	6
Tanzania	208	740
Thailand	205	469
Togo	14	28
Trinidad and Tobago	1	1

Department of State
Bureau of Population, Refugees, and Migration
Office of Admissions - Refugee Processing Center
Refugee Arrivals by Processing Country
All Nationalities

For the Reporting Period of October 1, 2019 through June 30, 2020

Djibouti	3	9	Malaysia	304	627	Turkey	257	584
Ecuador	73	142	Mauritania	1	1	Uganda	133	219
Egypt	96	194	Moldova	105	280	Ukraine	532	1,413
El Salvador	96	148	Morocco	13	13	United Arab Emirates	2	2
Ethiopia	107	213	Nauru	40	41	United States of America	3	3
Germany	3	3	Nepal	3	4	Zambia	44	98
Guatemala	47	85	Niger	62	62	Zimbabwe	5	19

*Please note Special Immigrant Visa (SIV) recipients who have elected and received U.S. Refugee Admissions Program (USRAP) Reception and Placement (R&P) benefits are not included in this report.

Based on the terms of a settlement in *Doe et al. v. Trump et al.*, No. 17-0178 (W.D. Wash), certain refugee applicants that arrive in FY 2020 and any future fiscal years are counted toward the FY 2018 refugee admissions ceiling.